

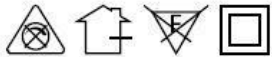
### AREVA PRIME 24W

AREVA PRIME ROUND DOWNLIGHT

Indoor Luminaire

Product Code:

LARP01R024XC / LARP01R024XN / LARP01R024XW  
24W - 2760lm - 6500K - CRI>80 Ra- Beam Angle - 120°



### Technical Specifications

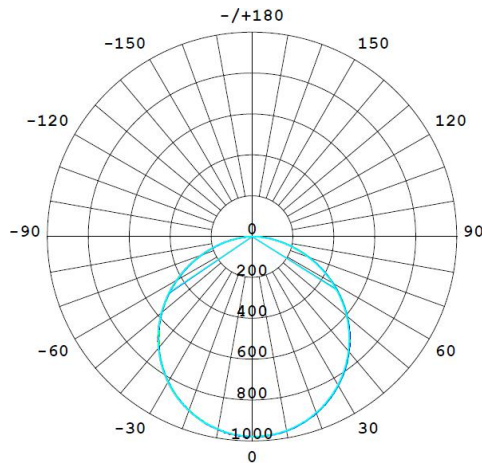
Operating Temperature	-10°C to 40°C
Rated Input Voltage & Frequency	220 ~ 240 VAC, 50Hz
Rated Input Wattage	24W ± 10%
Rated Input Current	0.110 Amp (Nominal)
Power Factor	≥0.90
ATHD	<10%
Rated Luminous Flux	2760 lm / 2640 lm / 2420 lm (tolerance as per BIS)
Rated Luminaire Efficacy	115 lm/W / 110 lm/W / 100 lm/W (tolerance as per BIS)
Correlated Color Temperature (CCT)	6500 K / 4000 K / 3000 K (tolerance as per ANSI)
Color Rendering Index (CRI)	>80 Ra
Beam Angle	120° (within the permissible limits)
Driver Efficiency	>85%
LED Life Span	>50000 Hrs (Ta=25°C @L70)
Housing	Aluminium Housing with Black/White Powder Coating
Lens / Reflector	PC Diffuser
Mounting	Recessed

### Protections

Over Voltage Protection	Withstand upto 440V/AC for 4 Hrs.
Surge Protection	±4.0KV
Protection Class	Class II
Ingress Protection (IP Rating)	IP20
Impact Protection (IK Rating)	IK02
Short Circuit Protection	Provided
Open Circuit Protection (No Load)	Provided
Reverse Polarity Protection	Provided

All technical data is subject to industry-standard tolerances.

# Light Distribution



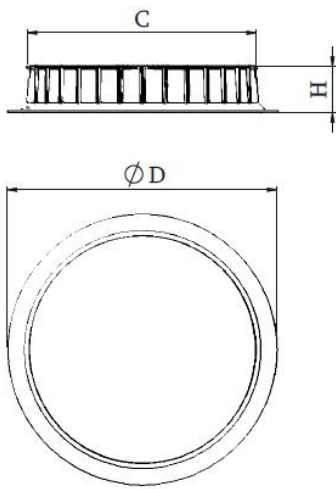
## UGR Table

ceiling/cavity	0.7	0.7	0.5	0.5	0.3	0.7	0.7	0.5	0.5	0.3	
walls	0.5	0.3	0.5	0.3	0.3	0.5	0.3	0.5	0.3	0.3	
working plane	0.2	0.2	0.2	0.2	0.2	0.2	0.2	0.2	0.2	0.2	
Room dimensions	Viewed crosswise					Viewed endwise					
x = 2H y = 2H	24.9	26.4	25.2	26.6	26.8	24.8	26.4	25.1	26.6	26.8	
3H	26.5	27.9	26.8	28.2	28.4	26.4	27.9	26.7	28.1	28.3	
4H	27.2	28.5	27.5	28.8	29.1	27.1	28.5	27.4	28.7	29.0	
6H	27.7	29.0	28.1	29.3	29.5	27.6	28.9	27.9	29.2	29.4	
8H	27.9	29.1	28.3	29.4	29.7	27.8	29.0	28.1	29.3	29.6	
12H	28.0	29.2	28.4	29.5	29.8	27.9	29.1	28.2	29.4	29.7	
4H	2H	25.5	26.9	25.8	27.1	27.4	25.5	26.8	25.8	27.1	27.4
3H	27.3	28.5	27.7	28.8	29.1	27.3	28.5	27.6	28.8	29.1	
4H	28.2	29.2	28.5	29.6	29.9	28.1	29.2	28.5	29.5	29.8	
6H	28.8	29.8	29.2	30.1	30.5	28.7	29.7	29.1	30.0	30.4	
8H	29.1	30.0	29.5	30.4	30.7	29.0	29.9	29.4	30.2	30.6	
12H	29.3	30.1	29.7	30.5	30.9	29.1	29.9	29.5	30.3	30.7	
8H	4H	28.5	29.4	28.9	29.7	30.1	28.4	29.3	28.8	29.7	30.0
6H	29.3	30.1	29.8	30.5	30.9	29.2	30.0	29.6	30.4	30.8	
8H	29.7	30.3	30.1	30.8	31.2	29.5	30.2	30.0	30.6	31.1	
12H	29.9	30.5	30.4	31.0	31.4	29.8	30.4	30.3	30.8	31.3	
12H	4H	28.5	29.3	28.9	29.7	30.1	28.4	29.2	28.9	29.6	30.0
6H	29.4	30.1	29.8	30.5	30.9	29.3	30.0	29.7	30.4	30.8	
8H	29.8	30.4	30.3	30.8	31.3	29.7	30.2	30.1	30.7	31.2	
Variations with the observer position at spacings (CIE Pub.117) :											
S = 1.0H	+ 0.1 / - 0.2					+ 0.1 / - 0.2					
1.5H	+ 0.2 / - 0.3					+ 0.2 / - 0.3					
2.0H	+ 0.1 / - 0.3					+ 0.1 / - 0.3					

With our continuous efforts to upgrade the technology/product, all product specifications and data are subject to change without prior notice. We always try to maintain the accuracy of our product images, but due to different viewing conditions, the colors may vary. Images are only for indicative purpose.

## Product Dimensions (DiaxH)

Ø 171 x 28mm (Tol. ± 5 mm), Cutout Size 152mm



## Applications

Residences, Offices, Small Retail Shops, Hotels, Coffee Shops, Restaurants, Hospitals, area lighting and for other indoor applications.