

EMINA 8W

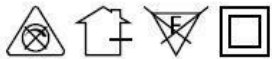
EMINA: RECESSED COB DOWNLIGHT 8W

Indoor Luminaire

Product Code:

LEMA01R008XC / LEMA01R008XN / LEMA01R008XW

8W - 560lm - 6500K - CRI>90 Ra - Beam Angle - 36°



Technical Specifications

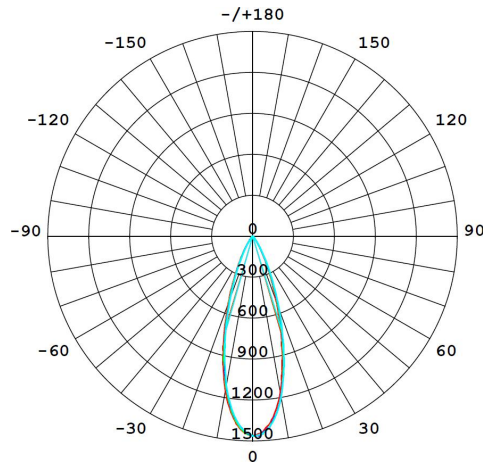
Operating Temperature	-10°C to 40°C
Rated Input Voltage & Frequency	230 VAC, 50Hz
Rated Input Wattage	8W ± 10%
Rated Input Current	0.033 Amp (Nominal)
Power Factor	≥0.90
ATHD	<15%
Rated Luminous Flux	560 lm / 520 lm / 480 lm (tolerance as per BIS)
Rated Luminaire Efficacy	70 lm/W / 65 lm/W / 60 lm/W (tolerance as per BIS)
Correlated Color Temperature (CCT)	6500 K / 4000 K / 3000 K (tolerance as per ANSI)
Color Rendering Index (CRI)	>90 Ra
Beam Angle	36° (within the permissible limits)
Driver Efficiency	≥85%
LED Life Span	>50000 Hrs (Ta=25°C @L70)
Housing	Die Cast Aluminium with White/Black Powder Coating
Lens / Reflector	Reflector
Mounting	Recess

Protections

Over Voltage Protection	Withstand upto 440V/AC for 4 Hrs.
Surge Protection	±4.0KV
Protection Class	Class II
Ingress Protection (IP Rating)	IP20
Impact Protection (IK Rating)	IK02
Short Circuit Protection	Provided
Open Circuit Protection (No Load)	Provided
Reverse Polarity Protection	Provided

All technical data is subject to industry-standard tolerances.

Light Distribution



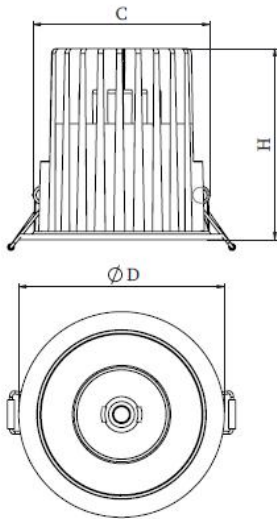
UGR Table

ceiling/cavity	0.7	0.7	0.5	0.5	0.3	0.7	0.7	0.5	0.5	0.3	
walls	0.5	0.3	0.5	0.3	0.3	0.5	0.3	0.5	0.3	0.3	
working plane	0.2	0.2	0.2	0.2	0.2	0.2	0.2	0.2	0.2	0.2	
Room dimensions	Viewed crosswise					Viewed endwise					
x = 2H y = 2H	14.2	15.0	14.4	15.1	15.3	14.9	15.7	15.2	15.9	16.0	
3H	14.1	14.8	14.3	14.9	15.1	14.8	15.5	15.0	15.7	15.9	
4H	14.0	14.6	14.2	14.8	15.1	14.7	15.4	15.0	15.6	15.8	
6H	13.9	14.5	14.2	14.7	15.0	14.6	15.2	14.9	15.5	15.7	
8H	13.8	14.4	14.1	14.7	14.9	14.6	15.2	14.9	15.4	15.7	
12H	13.8	14.4	14.1	14.6	14.9	14.5	15.1	14.8	15.4	15.6	
4H	2H	14.0	14.7	14.3	14.9	15.1	14.7	15.4	15.0	15.6	15.8
3H	13.8	14.4	14.1	14.7	14.9	14.5	15.1	14.9	15.4	15.7	
4H	13.7	14.2	14.1	14.5	14.8	14.4	15.0	14.8	15.3	15.6	
6H	13.6	14.1	14.0	14.4	14.8	14.3	14.8	14.7	15.1	15.5	
8H	13.6	14.0	14.0	14.3	14.7	14.3	14.7	14.7	15.1	15.4	
12H	13.5	13.9	13.9	14.3	14.7	14.2	14.6	14.6	15.0	15.4	
8H	4H	13.6	14.0	14.0	14.3	14.7	14.3	14.7	14.7	15.1	15.4
6H	13.5	13.8	13.9	14.2	14.6	14.2	14.5	14.6	14.9	15.3	
8H	13.4	13.7	13.8	14.1	14.6	14.1	14.4	14.6	14.9	15.3	
12H	13.3	13.6	13.8	14.0	14.5	14.1	14.3	14.5	14.8	15.2	
12H	4H	13.5	13.9	13.9	14.3	14.7	14.2	14.6	14.6	15.0	15.4
6H	13.4	13.7	13.8	14.1	14.6	14.1	14.4	14.6	14.9	15.3	
8H	13.3	13.6	13.8	14.0	14.5	14.1	14.3	14.5	14.8	15.2	
Variations with the observer position at spacings (CIE Pub.117):											
S = 1.0H	+ 3.4 / - 9.4					+ 3.8 / -10.1					
1.5H	+ 5.4 / - 6.0					+ 5.9 / - 6.8					
2.0H	+ 4.9 / -45.4					+ 5.2 / -14.3					

Product Dimensions (DiaxH)

Ø65 X 65mm (Tol. ± 5 mm)

Cutout Dia . Ø55



Applications

Residences, Offices, Small Retail Shops, Hotels, Coffee Shops, Restaurants, Hospitals, area lighting and for other indoor applications.

dicative purposes.