

INSTARAY 6W

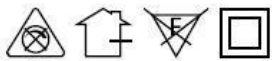
Instaray Slim LED Magnetic Tilttable Linear Light

Indoor Luminaire

Product Code:

LINRSL1T06XW

6W - 330lm - 3000K - CRI>80 Ra - Beam Angle - 36°



Technical Specifications

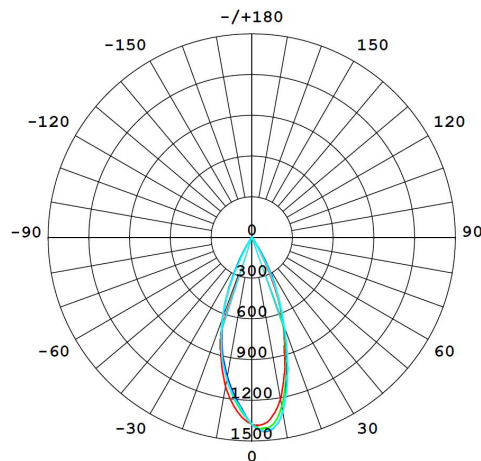
Operating Temperature	-10°C to 45°C
Rated Input Voltage & Frequency	48V DC
Rated Input Wattage	6W ± 10%
Rated Input Current	0.130 Amp (Nominal)
Rated Luminous Flux	330 lm (tolerance as per BIS)
Rated Luminaire Efficacy	55 lm/W (tolerance as per BIS)
Correlated Color Temperature (CCT)	3000 K (tolerance as per ANSI)
Color Rendering Index (CRI)	>80 Ra
Beam Angle	36°
Driver Efficiency	≥88%
LED Life Span	>50000 Hrs (Ta=25°C @L70)
Housing	Die Cast Aluminium & Polycarbonate
Lens / Reflector	Polycarbonate Clear Diffuser with Lens
Mounting	Surface with Magnetic Track Channel

Protections

Surge Protection	±2.0 KV (with External Driver)
Ingress Protection (IP Rating)	IP20
Short Circuit Protection	Provided
Open Circuit Protection (No Load)	Provided
Reverse Polarity Protection	Provided

All technical data is subject to industry-standard tolerances.

Light Distribution

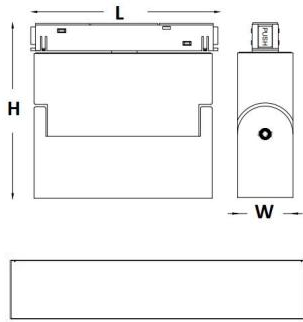


UGR Table

ceiling/cavity	0.7	0.7	0.5	0.5	0.3	0.7	0.7	0.5	0.5	0.3
walls	0.5	0.3	0.5	0.3	0.3	0.5	0.3	0.5	0.3	0.3
working plane	0.2	0.2	0.2	0.2	0.2	0.2	0.2	0.2	0.2	0.2
Room dimensions	Viewed crosswise					Viewed endwise				
x = 2H y = 2H	9.5	10.2	9.7	10.4	10.5	9.0	9.8	9.2	9.9	10.1
3H	9.3	10.0	9.6	10.2	10.4	8.9	9.5	9.1	9.7	9.9
4H	9.2	9.9	9.5	10.1	10.3	8.8	9.4	9.0	9.6	9.9
6H	9.1	9.8	9.4	10.0	10.2	8.7	9.3	9.0	9.5	9.8
8H	9.1	9.7	9.4	9.9	10.2	8.6	9.2	8.9	9.5	9.7
12H	9.1	9.6	9.4	9.9	10.2	8.6	9.2	8.9	9.4	9.7
4H 2H	9.2	9.9	9.5	10.1	10.3	8.8	9.4	9.0	9.6	9.9
3H	9.1	9.6	9.4	9.9	10.2	8.6	9.2	8.9	9.4	9.7
4H	9.0	9.5	9.3	9.8	10.1	8.5	9.0	8.8	9.3	9.6
6H	8.9	9.3	9.2	9.7	10.0	8.4	8.9	8.8	9.2	9.5
8H	8.8	9.2	9.2	9.6	9.9	8.3	8.8	8.7	9.1	9.5
12H	8.8	9.1	9.2	9.5	9.9	8.3	8.7	8.7	9.1	9.4
8H 4H	8.8	9.2	9.2	9.6	9.9	8.3	8.8	8.7	9.1	9.5
6H	8.7	9.1	9.1	9.4	9.9	8.2	8.6	8.7	9.0	9.4
8H	8.6	9.0	9.1	9.4	9.8	8.2	8.5	8.6	8.9	9.3
12H	8.6	8.9	9.0	9.3	9.8	8.1	8.4	8.6	8.8	9.3
12H 4H	8.8	9.1	9.2	9.5	9.9	8.3	8.7	8.7	9.1	9.4
6H	8.6	9.0	9.1	9.4	9.8	8.2	8.5	8.6	8.9	9.3
8H	8.6	8.9	9.0	9.3	9.8	8.1	8.4	8.6	8.8	9.3
Variations with the observer position at spacings (CIE Pub.117) :										
S = 1.0H	+ 2.9 / - 1.5					+ 3.9 / - 1.5				
1.5H	+ 5.5 / - 1.5					+ 6.5 / - 1.5				
2.0H	+ 7.8 / - 1.5					+ 7.3 / - 1.5				

Product Dimensions (L x W x H)

118 X 35 X 110 mm (Tol.±5 mm)



Applications

Residences, Offices, Small Retail Shops, Hotels, Coffee Shops, Restaurants, Hospitals, area lighting and for other indoor applications.