

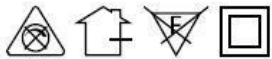
### EMINA 15W

EMINA: RECESSED COB DOWNLIGHT 15W

Indoor Luminaire

Product Code:

LEMA01R015XC / LEMA01R015XN / LEMA01R015XW  
15W - 1125lm - 6500K - CRI>90 Ra - Beam Angle - 45°



### Technical Specifications

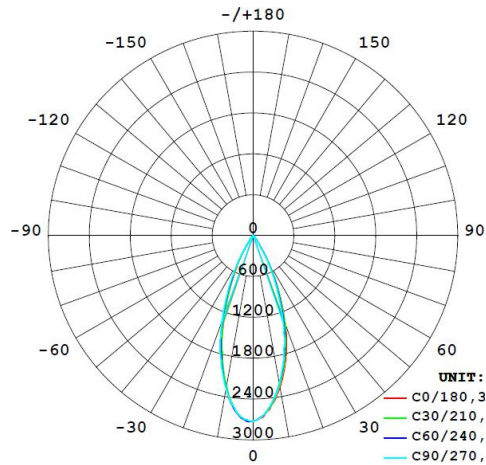
Operating Temperature	-10°C to 40°C
Rated Input Voltage & Frequency	230 VAC, 50Hz
Rated Input Wattage	15W ± 10%
Rated Input Current	0.068 Amp (Nominal)
Power Factor	≥0.90
ATHD	<15%
Rated Luminous Flux	1125 lm / 1050 lm / 975 lm (tolerance as per BIS)
Rated Luminaire Efficacy	75 lm/W / 70 lm/W / 65 lm/W (tolerance as per BIS)
Correlated Color Temperature (CCT)	6500 K / 4000 K / 3000 K (tolerance as per ANSI)
Color Rendering Index (CRI)	>90 Ra
Beam Angle	45° (within the permissible limits)
Driver Efficiency	≥85%
LED Life Span	>50000 Hrs (Ta=25°C @L70)
Housing	Die Cast Aluminium with Black/White Powder Coating
Lens / Reflector	Reflector
Mounting	Recess

### Protections

Over Voltage Protection	Withstand upto 440V/AC for 4 Hrs.
Surge Protection	±4.0KV
Protection Class	Class II
Ingress Protection (IP Rating)	IP20
Impact Protection (IK Rating)	IK02
Short Circuit Protection	Provided
Open Circuit Protection (No Load)	Provided
Reverse Polarity Protection	Provided

All technical data is subject to industry-standard tolerances.

# Light Distribution



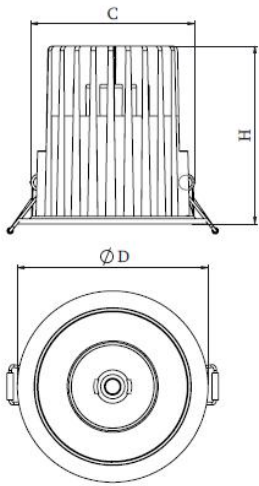
## UGR Table

ceiling/cavity	0.7	0.7	0.5	0.5	0.3	0.7	0.7	0.5	0.5	0.3
walls	0.5	0.3	0.5	0.3	0.3	0.5	0.3	0.5	0.3	0.3
working plane	0.2	0.2	0.2	0.2	0.2	0.2	0.2	0.2	0.2	0.2
Room dimensions	Viewed crosswise					Viewed endwise				
x = 2H y = 2H	15.6	16.4	15.8	16.5	16.7	14.3	15.1	14.5	15.3	15.4
3H	15.4	16.2	15.7	16.4	16.6	14.1	14.9	14.4	15.1	15.3
4H	15.4	16.0	15.6	16.3	16.5	14.1	14.8	14.3	15.0	15.2
6H	15.3	15.9	15.6	16.2	16.4	14.0	14.6	14.3	14.9	15.1
8H	15.2	15.9	15.5	16.1	16.4	13.9	14.6	14.2	14.8	15.1
12H	15.2	15.8	15.5	16.0	16.3	13.9	14.5	14.2	14.8	15.0
4H 2H	15.4	16.1	15.6	16.3	16.5	14.1	14.8	14.3	15.0	15.2
3H	15.2	15.8	15.5	16.1	16.3	13.9	14.5	14.2	14.8	15.0
4H	15.1	15.6	15.4	15.9	16.2	13.8	14.4	14.1	14.6	15.0
6H	15.0	15.5	15.4	15.8	16.1	13.7	14.2	14.1	14.5	14.9
8H	14.9	15.4	15.3	15.7	16.1	13.7	14.1	14.0	14.5	14.8
12H	14.9	15.3	15.3	15.7	16.1	13.6	14.0	14.0	14.4	14.8
8H 4H	14.9	15.4	15.3	15.7	16.1	13.7	14.1	14.0	14.5	14.8
6H	14.8	15.2	15.3	15.6	16.0	13.5	13.9	14.0	14.3	14.7
8H	14.8	15.1	15.2	15.5	16.0	13.5	13.8	13.9	14.2	14.7
12H	14.7	15.0	15.2	15.4	15.9	13.4	13.7	13.9	14.2	14.6
12H 4H	14.9	15.3	15.3	15.7	16.1	13.6	14.0	14.0	14.4	14.8
6H	14.8	15.1	15.2	15.5	16.0	13.5	13.8	13.9	14.2	14.7
8H	14.7	15.0	15.2	15.4	15.9	13.4	13.7	13.9	14.2	14.6
Variations with the observer position at spacings (CIE Pub.117) :										
S = 1.0H	+ 3.8 / - 9.9					+ 3.3 / -10.4				
1.5H	+ 5.6 / - 7.3					+ 5.1 / - 7.0				
2.0H	+ 5.6 / -66.3					+ 5.4 / - 1.5				

## Product Dimensions (DiaxH)

Ø85 X 80mm (Tol. ± 5 mm)

Cutout Dia . Ø75



## Applications

Residences, Offices, Small Retail Shops, Hotels, Coffee Shops, Restaurants, Hospitals, area lighting and for other indoor applications.